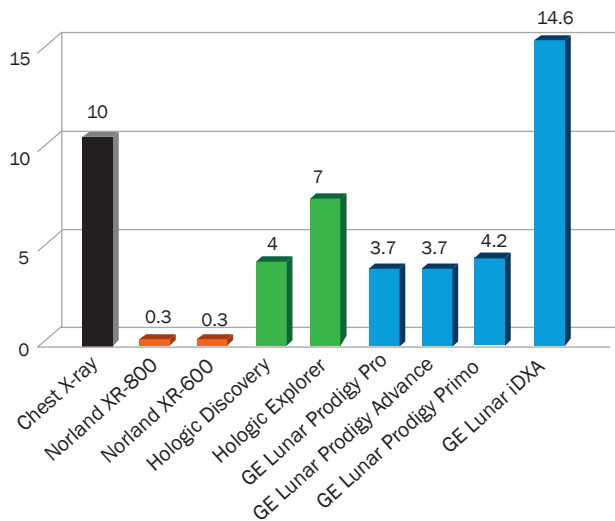


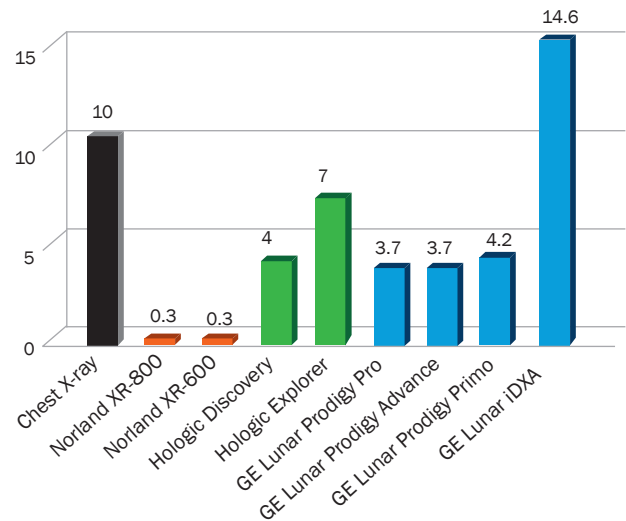
Radiation Dose Per Scan Comparison

Norland radiation dose to patients is the lowest in the industry. Constantly monitoring the high energy count rate, Norland equipment automatically and dynamically varies x-ray flux to one of eight levels to ensure an optimal count rate is used to carry out the scan of a subject.

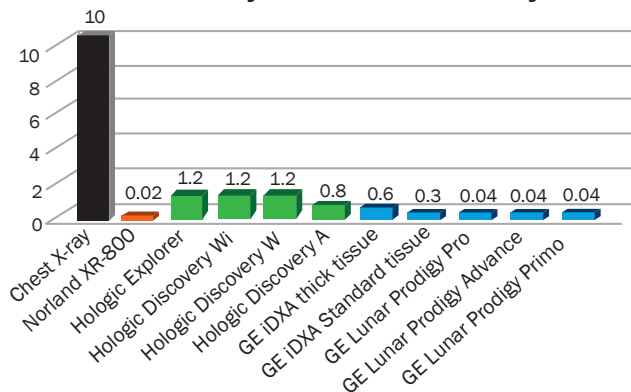
AP Spine mRems - Subject



Femur mRems - Subject



Whole Body Scan mRems - Subject




Information from Hologic Discovery/Explorer Specificationsheet S-161 and Lunar Safety and Specification Manual Rev B Part# Lu43618EN.

Scatter Radiation Dose Comparison - Operator




Source: CRCPD Task Force on Bone Densitometry, Technical White Paper: Bone Densitometry, October 2006
Lunar encore Safety & Specification Manual, GE Healthcare, Rev 3 - Part number: LU43618EN, May 2009



XR-800

Norland Minimal Radiation Dosage

Norland utilizes exclusive dynamic filtration which automatically adjusts the amount of x-ray based on subject thickness. A benefit of dynamic filtration is that it delivers the lowest level of radiation exposure to the operator and subject in the market. The dynamic filtering process automatically adjusts radiation output based on regional thickness. Limbs are less thick than trunks and will require less radiation. Trunks are typically thicker resulting in higher radiation dosage. Other scanners employ fixed radiation levels regardless of thickness producing detector saturation (overestimation) or starvation (underestimation). The Norland dynamic filters minimize radiation exposure while producing studies free of detector saturation or starvation.



Filters